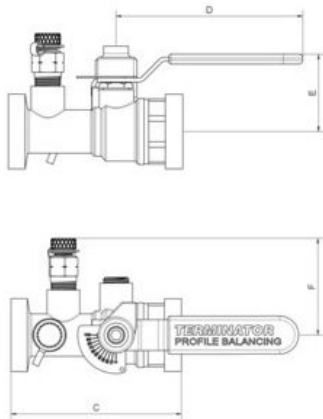


PRODUCT DATASHEET

Terminator commissioning valve, low flow version. Includes double regulating function with profiled ball and flow measurement via interchangeable venturi's. Includes union connection on inlet and outlet.



DIMENSIONS



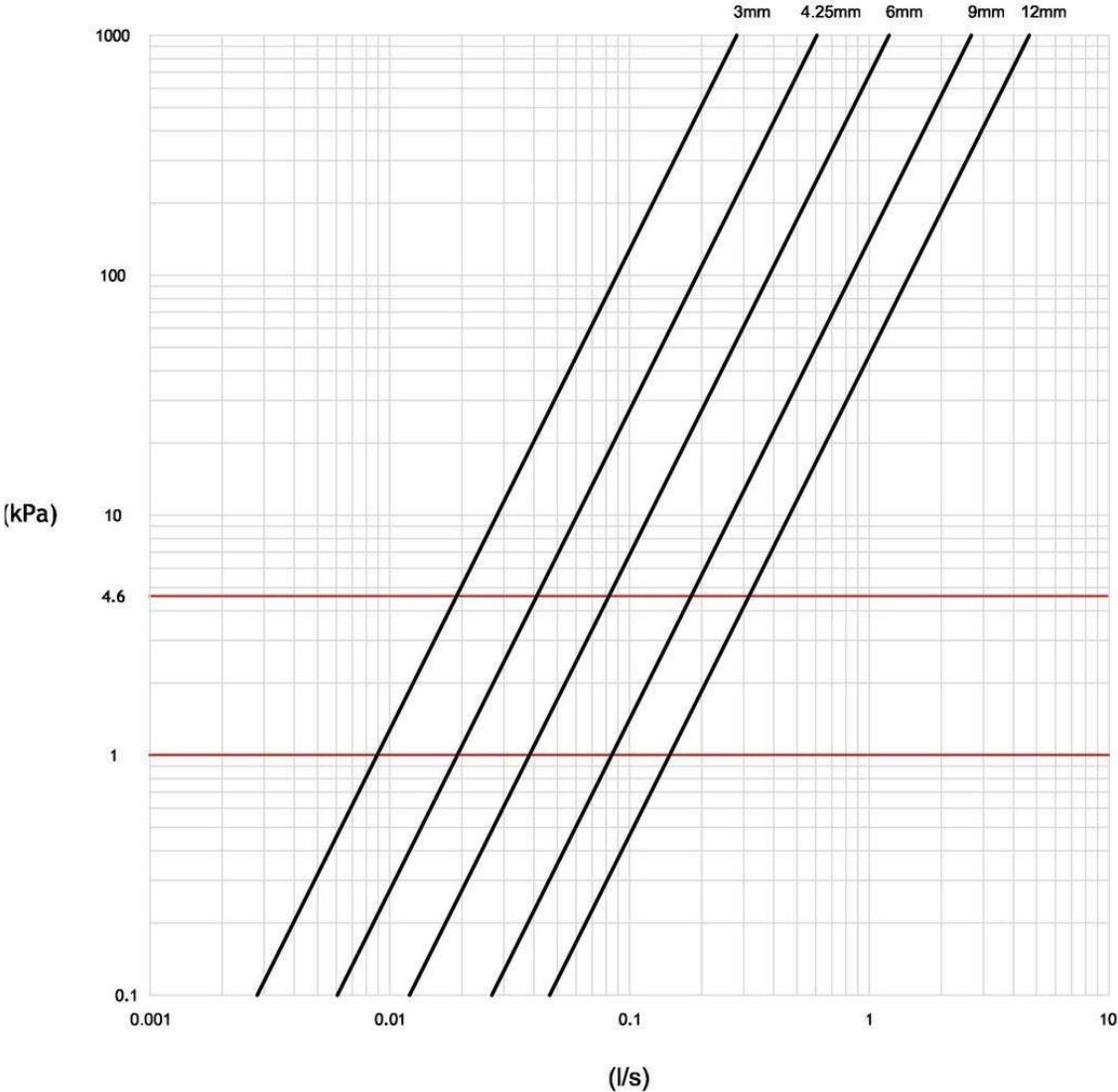
Part No'	Size	A	B	C	D	E	F	G	H	Weight	PN	MIN °C	MAX °C
TCV9404.03	1/2"			105	75	52	52			0.60	20	-10.00	120.00
TCV9404.04	1/2"			105	75	52	52			0.60	20	-10.00	120.00
TCV9404.06	1/2"			105	75	52	52			0.60	20	-10.00	120.00

MATERIAL

Component	Material
Ball	BRASS Cw617N (CZ122)
Body	BRASS Cw617N (CZ122)
Lever	PRESSED STEEL
Nut	BRASS Cw617N (CZ122)
Nut	BRASS Cw617N (CZ122)
O-Ring	VITON
Seat	PTFE
Union	BRASS Cw617N (CZ122)

FLOW CHARACTERISTICS

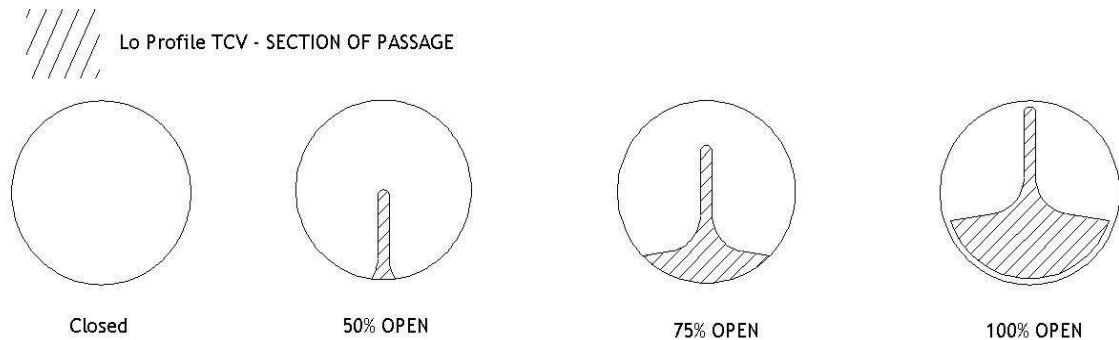
TCV9404 VENTURI Kvs



Part No'	Kv	Kvs	KV @ 30%
TCV9404.03	0.60	0.32	0.16
TCV9404.04	1.10	0.69	0.27
TCV9404.06	1.50	1.38	0.27

FITTING NOTES/INSTRUCTIONS

- 1) Ensure O-ring is properly seated in groove when assembling union connection.
- 2) To operate double regulating function loosen memory stop with a 3/16" Allen key, when correct valve position has been selected rotate memory stop until it sits against the stop on the body. Tighten the memory stop.



SPECIFICATION TEXT

Where low flow commissioning stations are marked DN15 a Low Profile Terminator Commissioning Valve should be installed. To include double regulating profiled ball valve with memory stop, flow measurement is by means of interchangeable venturi. Each line size should have at least two diameters of venturi available to accommodate various flow rates.

As supplied by Marflow Hydraulics Ltd
 Tel: 0121 358 1555
www.marflowhydraulics.co.uk